


# Samsung Social Hub™

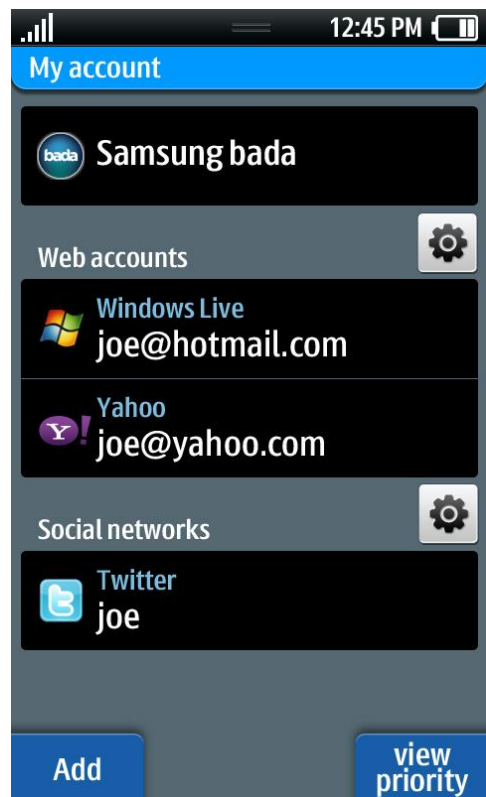



## My Account

With Social Hub, all web based services such as e-mail, IM, calendar and contacts are synchronized with your mobile. After the initial registration, there is no need to log in to each account. You can register not only major ISP accounts such as Google and Yahoo but also your local ISP accounts. Let's launch My Account.

### 1. How to use My Account

#### 1) To launch My Account application.




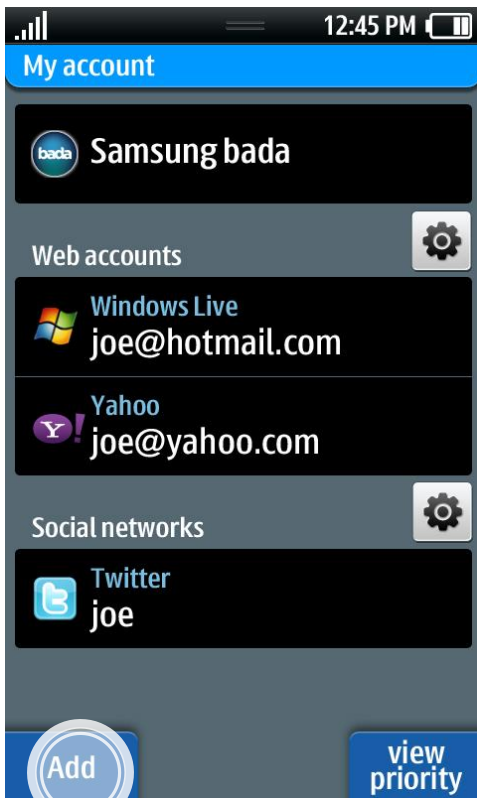
a. Tap Menu.

b. Tap My Account.

# Samsung Social Hub™

## 1. How to use My Account

### 2) My Account Registration

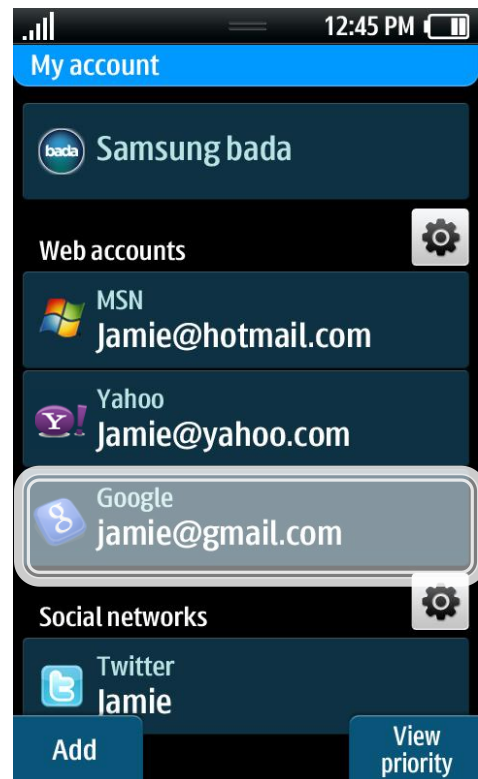
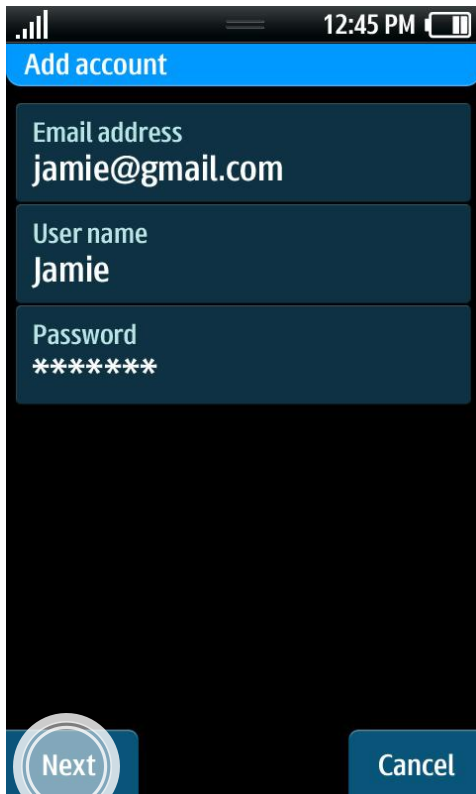


- a. Tap Add.
- b. Choose your ISP from the list.

# Samsung Social Hub™

## 1. How to use My Account

### 2) My Account Registration



c. Type in your e-mail address and PW.

d. Choose which service you want to synchronize from the web to your mobile. You may also set your desired sync cycle.