

Samsung Social Hub™



E-mail

Push based e-mail allows you to receive and reply to e-mails from diverse e-mail accounts.

Enjoy your mobile e-mail life with Social Hub!

1. Check your e-mails from diverse accounts all at once.

Tap E-mail. All E-mails folder shows e-mails from all your accounts sorted by time of receipt, sender etc. You may also choose to view e-mails in selected accounts.


2. Services from major portals.

Social hub provides push-based service for major portal e-mail accounts such as Google, Yahoo, and MSN. You will be notified of incoming e-mails in real time making it easier for you to manage your e-mails.

Samsung Social Hub™

4. How to use E-mail

1) To read e-mails

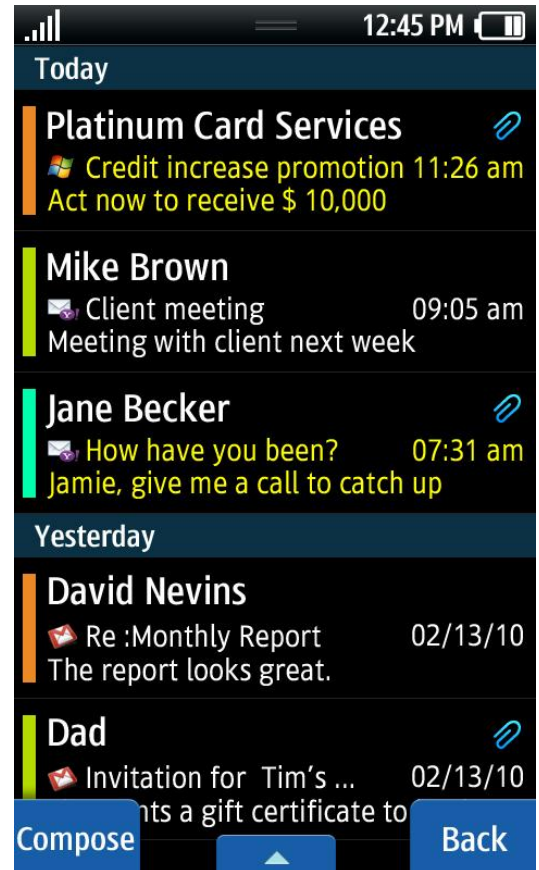
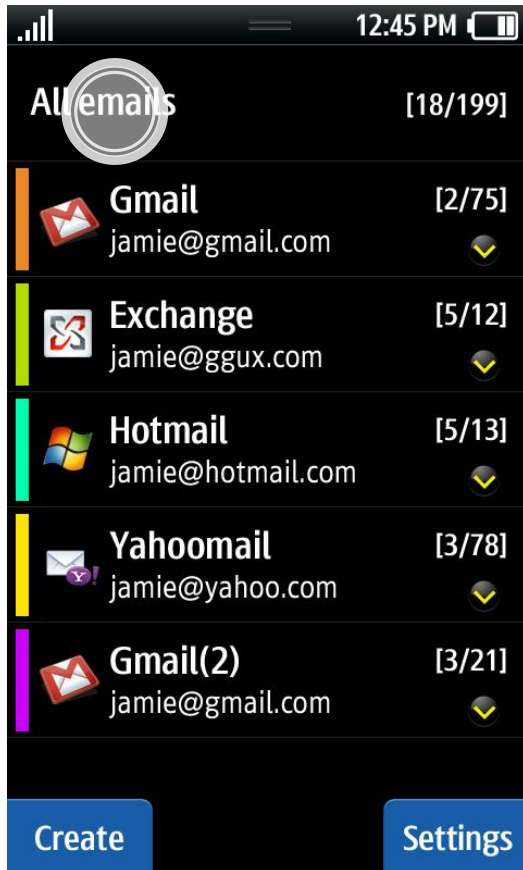


a. Tap Menu from the idle screen.

b. Tap E-mail.

3. How to use E-mail

1) To read e-mails

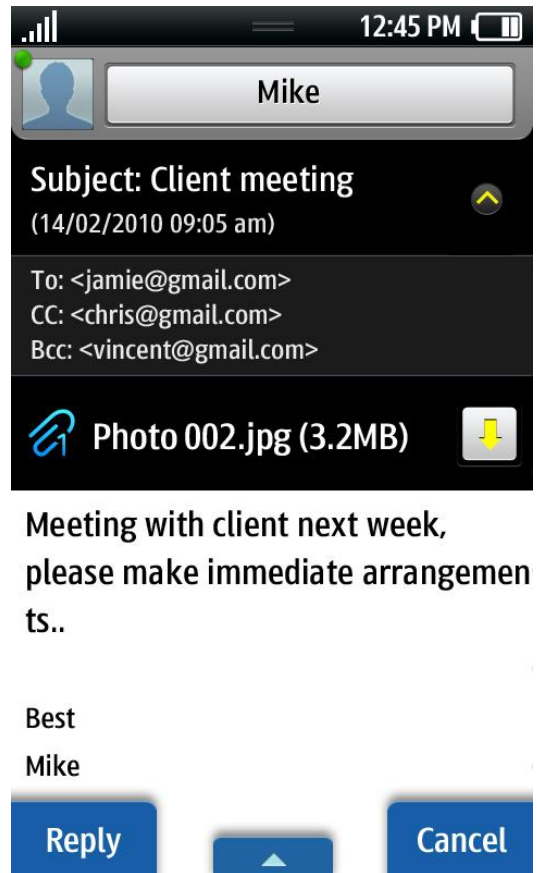
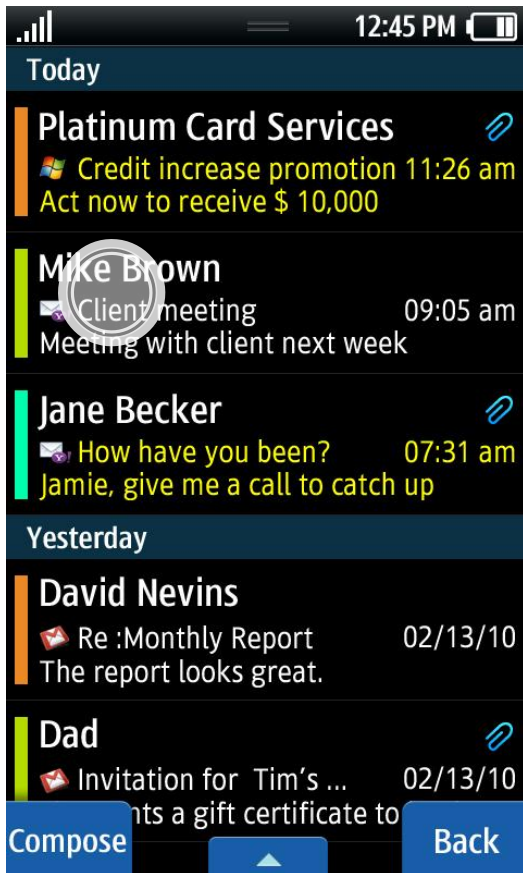


c. E-mails are organized by accounts.

d. To view all your e-mails organized in chronological order, tap All E-mails. You can also view e-mails in each account by tapping an account and access inbox, sendbox and outbox of one particular account. By flicking the tab, you can also check my folder, trash, and spambox.

3. How to use E-mail

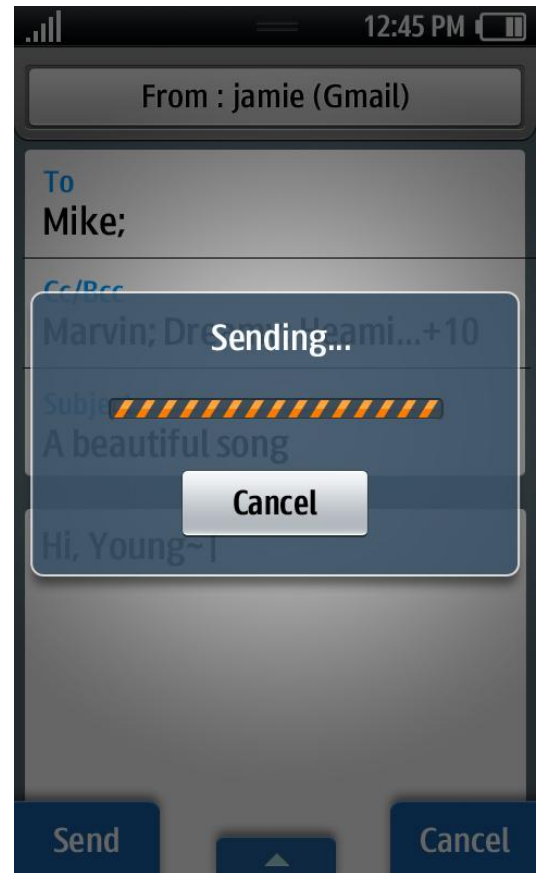
2) To reply to an e-mail



- a. Activate E-mail and tap the e-mail you are replying to.
- b. Tap Reply and write your response.

3. How to use E-mail

2) To reply to an e-mail



c. Tap Send after you are done.

d. Your reply will be delivered to the recipient's e-mail account.